



HISTORIC ACADEMY THEATRE TECHNICAL SPECIFICATIONS

UPDATED 7/14/2020





THIS PAGE IS LEFT INTENTIONALLY BLANK



TABLE OF CONTENTS

TECHNICAL AND OPERATIONS STAFF CONTACTS	4
SEATING CAPACITY	5
SEATING CHARTS	6
LOCATION	9
LOADING DOCK	10
STAGE INFORMATION AND MEASUREMENTS	11
DRAPERY INVENTORY	13
REPERTORY LINE SET SCHEDULE	14
POWER	16
ELECTRICS AND LIGHTING SYSTEM	17
SOUND AND COMMUNICATIONS SYSTEM	19
VIDEO AND PROJECTION SYSTEM	22
SUPPORT SPACES	23
LOCAL FACT SHEET	25
RESTAURANTS	28
DIRECTIONS	32



TECHNICAL AND OPERATIONS STAFF CONTACTS

CHIEF OPERATIONS OFFICER

Tabitha Abbott

Email: tabbott@academycenter.org

Office: (434) 528-3256 x115

DIRECTOR OF PROGRAMMING

Brittany Griffith

Email: bgriffith@academycenter.org

Cell: (727) 430-0501

Office: (434) 528-3256 x131

PRODUCTION MANAGER

Michael Chagnon

Email: mchagnon@academycenter.org

Office: (434) 528-3256 x320

TECHNICAL DIRECTOR

Emily Parker

Email: eparker@academycenter.org

Office: (434) 528-3256 x310

BOX OFFICE MANAGER

Guy Mavinga

Email: gmavinga@academycenter.org

Office: (434) 528-3256 x300



SEATING CAPACITY

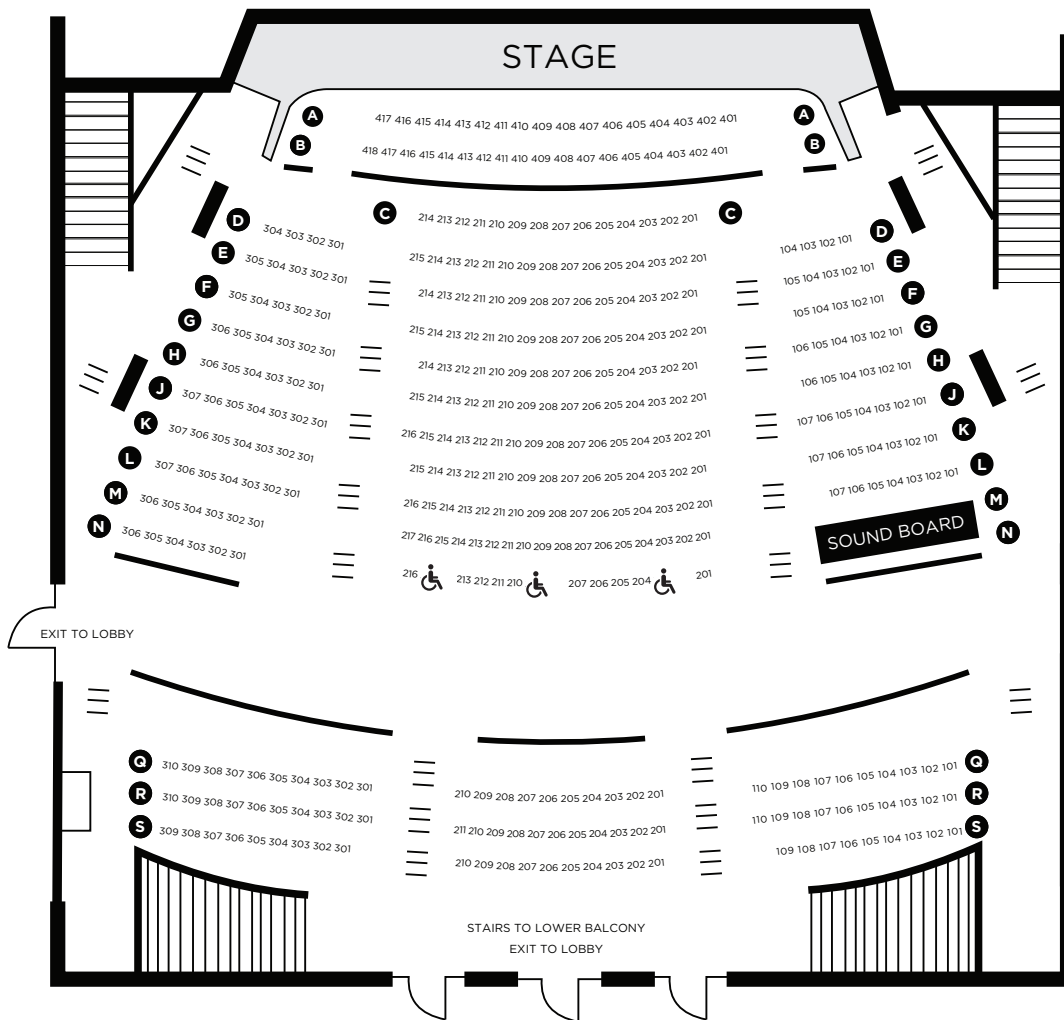
ORCHESTRA PIT	35
ORCHESTRA FRONT	284
ORCHESTRA REAR	89
ORCHESTRA LOOSE SEATS	9
BALCONY	252
BALCONY LOOSE SEATS	12
BALCONY SIDE BOXES	12
UPPER BALCONY	142
TOTAL CAPACITY	835






SEATING CHARTS

ORCHESTRA




LOWER BALCONY





UPPER BALCONY

STAIR ONLY ACCESS

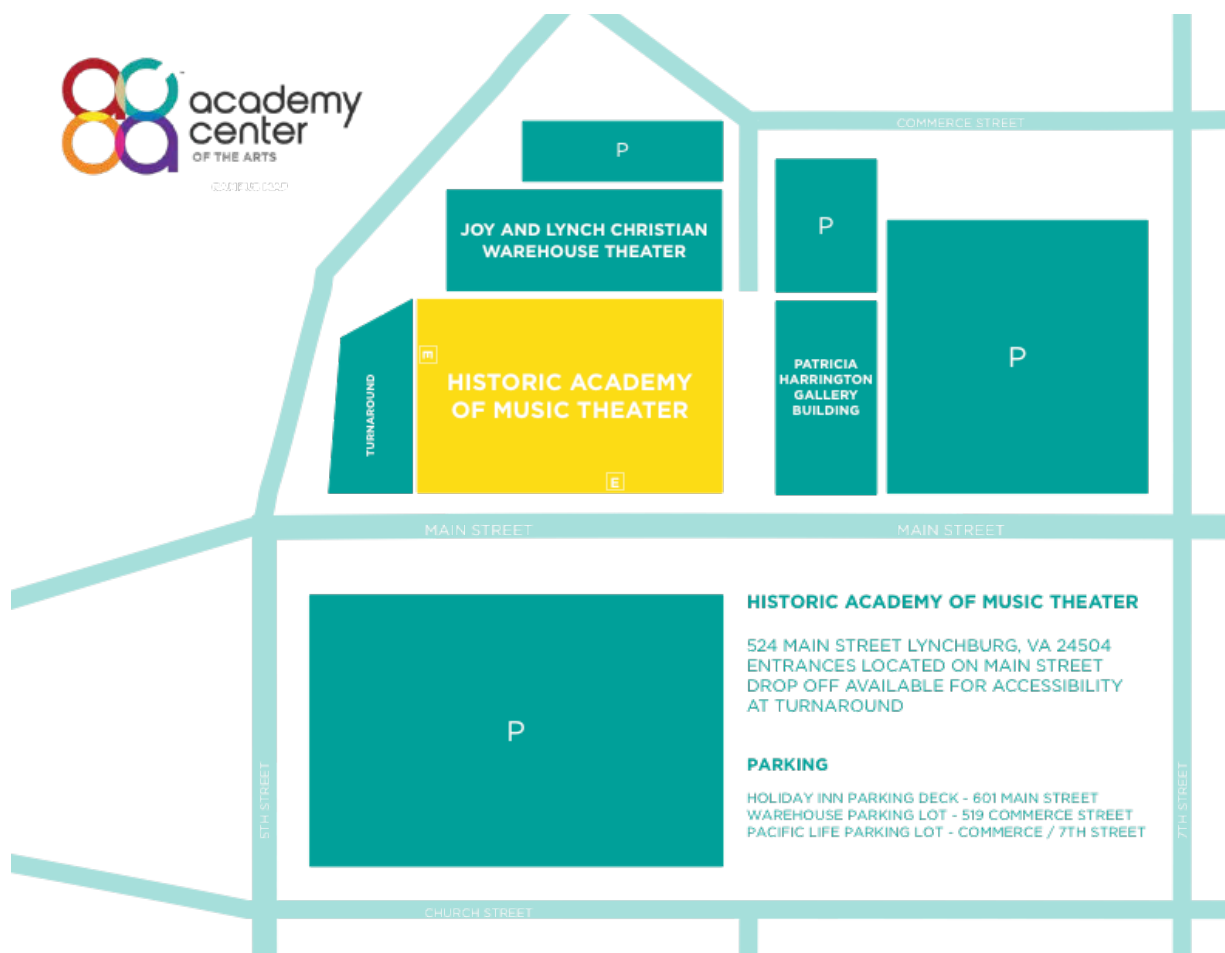




LOCATION

The Historic Academy Theatre is located at 524 Main Street, at the corner of Fifth and Main Street, in Downtown Lynchburg, Virginia, just off of US-29 S, Exit 1A.

The public entrance to the Historic Academy Theatre can be found at the lobby entrance on Main Street, located underneath the 'Academy' Blade sign.





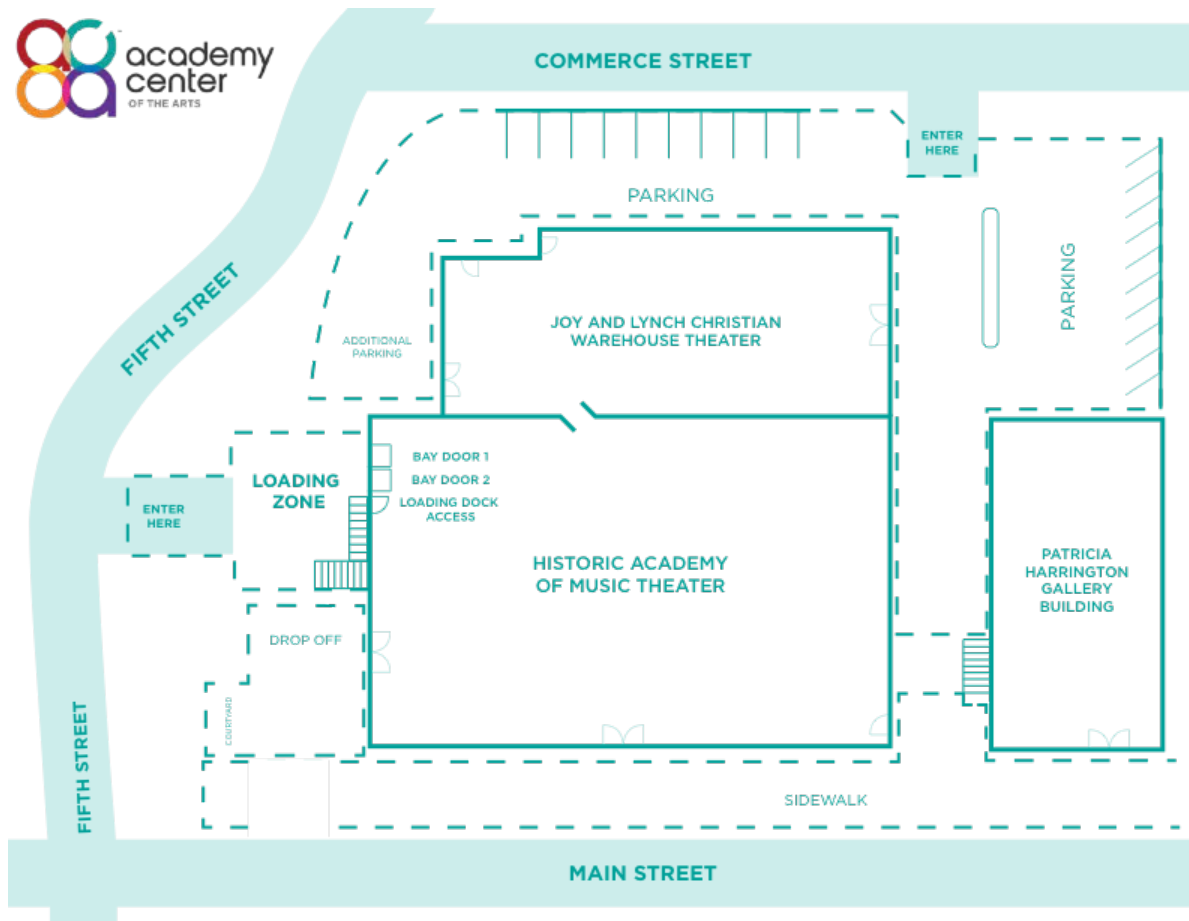
LOADING DOCK

All load-ins will take place from the loading dock, located on the left side of the Historic Academy Theatre, off of Fifth Street.

The loading dock can accommodate two (2) vehicles at a time.

Two (2) roll up doors 7'6" wide x 9' high lead from loading dock, through a staging area, to one (1) 10' wide x 9' high double door onto the SR portion of the stage.

Total distance from truck to stage is approximately 15'.





STAGE INFORMATION AND MEASUREMENTS



AREA	MEASUREMENT
PROSCENIUM OPENING	35'11W X 24'3"H
PLASTER TO US WALL	38'10"
PLASTER TO LAST LINE SET	37'10"
PLASTER TO APRON EDGE	7'2"
CL TO FLY RAIL (SL)	28'10"
SL TO SR WALL	51'7"
CL TO SR COLUMNS	33'10"
GRID HEIGHT (DECK TO BOTTOM OF STEEL)	64'
MID RAIL HEIGHT (DECK TO BOTTOM OF STEEL)	29'3"
SHELL STORAGE (SR)	14' DEEP X 8' WIDE



Floor Construction:

Sprung, black 1/4" Masonite surface over two (2) layers of 5/8" plywood on PermaFlex II sleepers with integral stop blocks (16" centers).

Orchestra Pit / Pit Lift:

Gala Systems Pit Lift

Pit platform is 9'1" deep at center x 39'2" wide. When platform is at pit level, the orchestra pit is 20'5" deep at center x 36' wide.

Total travel distance from stage level to storage level is 18'11.5".

Adjustable Acoustics:

The auditorium has motorized adjustable banners along the HL and HR walls as well as manual curtains on the back wall of the orchestra level, second balcony, and orchestra pit. Control for the motorized banners is located DSR.

Counterweight Rigging:

Rigging system consists of 45 single purchase counterweight line sets with 46' long battens with 3' extensions and line set capacity of 1200# each, unless otherwise noted. Max out trim is 62'-0".

Information on drapery and line sets can be found on the following page(s).



DRAPERY INVENTORY

DESCRIPTION	WIDTH	HEIGHT	FULLNESS	FABRIC	QTY
GRAND DRAPE	24'-0"	27'-6"	100%	Cotton Velour, Lined	2 PANELS
MAIN VALENCE	46'-0"	12'-0"	100%	Cotton Velour, Lined	1 PANEL
BORDERS	46'-0"	12'-0"	0%	Cotton Velour	6 PANELS
LEGS	8'-0"	28'-0"	0%	Cotton Velour	14 PANELS
BLACK TRAVELERS	24'-0"	27'-6"	0%	Cotton Velour	4 PANELS
SCRIM	42'-0"	28'-0"	0%	Black Sharkstooth Scrim	1 PANEL
CYCLORAMA	42'-0"	28'-0"	0%	White Leno Filled	1 PANEL



REPERTORY LINE SET SHEDULE

SET	DATUM PLASTER LINE	DESCRIPTION	OPERATION
FC	-1'-6"	FIRE CURTAIN	HOIST - CW ASSIST
1	6"	MAIN VALENCE	
2	1'-2"	MAIN DRAPE	BI-PART MANUAL DRAPE TRACK
3	1'-10"	BORDER	BLACK 46'-0"W 12'-0"H
4	2'-6"	LEGS	BLACK 8'-0"W 28'-0"H
5	3'-10"	1 ST ELECTRIC	TRUSS BATTEN
6	5'-2"	FRONT PROJECTION SCREEN	WHITE 35'-6"W 20'-6"H
7	5'-10"		
8	6'-6"	ORCHESTRA SHELL	TRUSS BATTEN, 3000# CAPACITY**
9	7'-10"	LEGS	BLACK 8'-0"W 28'-0"H
10	8'-6"	BORDER	BLACK 46'-0"W 12'-0"H
11	9'-2"		
12	9'-10"	LEGS	BLACK 8'-0"W 28'-0"H
13	10'-6"		
14	11'-10"	2 ND ELECTRIC	
15	13'-2"	LEGS	BLACK 8'-0"W 28'-0"H
16	13'-10"		
17	14'-6"		
18	15'-2"	BORDER	BLACK 46'-0"W 12'-0"H
19	16'-6"	MID-STAGE TRAVELER	BI-PART MANUAL DRAPE TRACK
20	17'-10"	REAR PROJECTION SCREEN	
21	18'-6"	ORCHESTRA SHELL	TRUSS BATTEN, 3000# CAPACITY**
22	19'-10"	3 RD ELECTRIC	
23	20'-6"		
24	21'-2"	LEGS	BLACK 8'-0"W 28'-0"H
25	21'-10"		
26	22'-6"		
27	23'-2"		
28	23'-10"	BORDER	BLACK 46'-0"W 12'-0"H
29	24'-6"	LEGS	BLACK 8'-0"W 28'-0"H
30	25'-10"	4 TH ELECTRIC	
31	26'-6"	BORDER	BLACK 46'-0"W 12'-0"H
32	27'-2"	LEGS	BLACK 8'-0"W 28'-0"H
33	27'-10"	5 TH ELECTRIC	
34	28'-6"		
35	29'-2"		
36	29'-10"	CYC	WHITE FILLED LENO 42'W 28'-0"H
37	30'-6"		TRUSS BATTEN, 3000# CAPACITY**
38	31'-10"		
39	32'-6"		



SET	DATUM PLASTER LINE	DESCRIPTION	OPERATION
40	33'-10"	UPSTAGE TRAVELER	BI-PART MANUAL DRAPE TRACK
41	35'-2"		
42	35'-10"		
43	36'-6"	NOT USABLE	
44	37'-2"	NOT USABLE	
45	37'-10"	NOT USABLE	

****These battens reach 12' above the deck at their lowest point.**



POWER

Five (5) Company Switches are available around the perimeter of the stage to accommodate dimming and power distribution devices for touring applications. Each Company Switch has a connection chamber with shunt-trip access door and utilizes cam-lock type connectors made up of A phase, B Phase, C Phase, Neutral, Neutral, and Reverse Ground.

Power specifications are listed below.

COMPANY SWITCH	LOCATION	NOTES
400A	USR	
400A	USR	
100A	DSR	
200A	DSL	ISOLATED GROUND
100A	FORESTAGE	ABOVE CEILING

There are four (4) busways throughout the facility. These busways have interchangeable bus taps allowing power to be taken off the busway in the required configuration.

BUSWAY	LOCATION	NOTES
100A	CONTROL BOOTH	ABOVE WINDOW
100A	SR GRID	
200A	SL GALLERY	
200A	SR Gallery	

BUSTAP	QUANTITY	TERMINATIONS	NOTES
ET3	4	(3) EDISON	
PROJ	1	(1) EDISON (1) L6-30R	
T3	4	(3) STAGEPIN	
TML	3	(1) STAGEPIN (1) L6-20	
VT1	10	(1) SOCAPEX COMPATIBLE (1) STAGEPIN FEMALE (1) STAGEPIN MALE	STAGEPIN MALE FEEDS CIR #6 ON SOCAPEX COMPATIBLE



ELECTRICS/LIGHTING SYSTEM

Installed Performance Power and Controls:

The Performance Power and Controls system is comprised of two (2) Lyntec RPC DMX-Controlled Relay panels that are hard-wired to various locations in the theatre. There are also Busways (noted above) on galleries that are switched with the lighting power and used to power on stage electrics and booms.

Circuit distribution is a mix of various busway connections and switched single circuit 20A Stagepin connectors on outlet boxes and connector strips. (66) Performance circuits are hard-wired DMX-Controlled relays.

The control system is a network-based system, utilizing ETC Net3/ACN, RDM, and DMX. Portable DMX Gateways may be plugged into any available lighting network port location, allowing conversion of ACN to DMX. The network is capable of powering IEEE 802.3 standard compliant "Power Over Ethernet" Devices (P.O.E.)

Switched Circuit Schedule:

- 1-8: House Catwalk
- 9-12: HR Followspot
- 13-16: HL Followspot
- 17-44: 1st Balcony
- 45-48: Orchestra Pit
- 49-53: SL Catwalk
- 54-58: SR Catwalk
- 59-66: Stage

Performance Lighting Fixtures – (Refer to Rep Plot):

- (130) ETC Source 4 LED Lustr+ Series 2 Body
 - (20) 10° Source 4 Barrel
 - (12) 14° Source 4 Barrel EDLT
 - (20) 19° Source 4 Barrel EDLT
 - (50) 26° Source 4 Barrel EDLT
 - (40) 36° Source 4 Barrel EDLT
- (70) ETC D-60 Lustr+
 - (70) D60 Narrow Lens 27°
 - (30) D60 Medium Lens 42°
- (6) Chroma Q Color Force II 72" Cyc strip
- (4) High End Solaframe 2000
- (20) Altman LED Worklight 130w
- (2) Robert Juliat Topaze 1200w MSD Followspots



Performance Lighting Fixtures Continued – (Refer to Rep Plot):

- (2) Robert Juliat Topaze 1200w MSD Followspots

Performance Lighting Accessories:

- (20) Altman 18" Single T Sidearm
- (20) 10° Source 4 Top Hat
- (12) 7.5" Source 4 Top Hat
- (24) 6.25" Source 4 Top Hat

Performance Lighting Control:

- Console
 - grandMA 2 (No command wing); ETC Ion 3000 Lighting Console w/ 2x20wing, Architectural Control
 - ETC Mosaic System
- Conventional Dimmers
 - (1) ETC SP3 2420BV Sensor Rack 24@ 2400w Located on Gallery SL
 - (12) ETC 750w Backpack dimmer
- DMX/Data Devices
 - (7) 2-Port Net3/CAN/RDM/DMX Portable Gateways

Atmospheric Effects:

- (1) Real FX DF50 DMX Hazer

Additional Inventory:

- Marley Dance floor
 - (7) 63"x46'
 - (1) 63"x36'
- Wenger Risers
 - (17) 4x8 platforms
 - (11) 4x4 platforms
 - (2) stair and railing sets
 - Legs ranging from 6" to 3'



SOUND AND COMMUNICATION SYSTEM

Sound Power:

There is isolated ground sound power throughout the facility, including the one (1) company switched noted above. IG convenience outlets are orange and marked with a triangle. Equipment tying into the house sound system must get power from these outlets to avoid a ground loop.

Mix Position:

House mix position is located in the orchestra level on HR, just in front of the cross aisle.

An alternate mix position is located in the front of the 1st balcony on HR, approximately 45' from the front of the stage.

Consoles and Snakes:

The house mixer is a Yamaha CL5 and (3) portable Rio1608-D stage boxes. The mixer digitally feeds signal to the DSP.

Touring consoles may be plugged into house PA at balcony or orchestra level mix position and downstage left.

DSP:

The house DSP takes main speaker feeds and relay feeds, process them and feeds them to house speaker positions, including fill and delay speakers. This signal may also be routed to the relay system and the ALS system.

Amplifiers:

The house system uses Meyer MPS-488HP to power Meyer cabinets that are not self-powered. The cinema system is powered with Lab Gruppen amplifiers.

Speakers:

- Monitor Speakers
 - 8 ea d&b MAX2 two way wedge monitors
- House System
 - Center line array: (8) Meyer MINA speakers and (4) Meyer 500-HP subwoofers
 - Side fills (Left and Right): (4) Meyer UPA-1P
 - Box fills: (2) Meyer MM-4XP



- Near fills: (2) Meyer UPJunior-XP
 - Front fills: (5) Meyer MM-4XP
 - Balcony delays: (5) Meyer UP-4XP
 - Upper Balcony delays: (5) Meyer UP-4XP
- Cinema System
 - L,C,R Cinema Stacks: JBL 3732T

Audio Sources and Microphones:

- Sources
 - Polymedia Player: Denon DN-300Z
 - Solid State Recorder: Denon DN-700R
- Wired Microphones
 - (5) Sm58
 - (20) Beta 58
 - (6) ATM 350U
 - (5) AKG C1000S
 - (2) AT 4033 LDC
 - (4) SM57
 - (5) CBI DI boxes
 - (2) Radial JDI stereo DI
 - (2) Radial Pro AV1 DI box
- Wireless Microphones
 - (2) Shure ULXD4Q receivers
 - Shure ULXD4 receivers
 - Shure ULXD2/SM58 Handheld transmitters
 - (9) Shure ULXD1 Bodypack transmitters Countryman E2 headset
 - (9) Shure MX150 Lav Mics
 - (9) Shure MS153 Headset Mics

House Backline:

- (1) 9' Steinway Model D Grand Piano
 - \$125 Tuning Fee for use

Intercom System / Stage Manager's System:

The intercom system is a 4 channel digital party line system.

- (12) HXII-BP beltpacks
- (2) CC-400-X4 Double ear headsets
- (14) CC-300-X4 Single ear headsets
- Wall stations are provided at throughout the venue

**Assisted Listening System:**

Williams LT-800 FM System with (30) headset receivers and (8) induction loop receivers. This system is equalized and compressed in the DSP and fed the same source as backstage relay signal.

Backstage Relay and Paging:

The backstage relay signal may be fed from a dedicated signal from the house console, a dedicated feed from a touring console, from the Left, center and right channels feeding the main speakers or from dedicated monitor microphones.

This signal is fed via 70v distribution to dressing rooms, backstage areas, the lobby and the control booth.

The stage manager may individually select and page the house, backstage or the lobby via their intercom headset. This page overrides the volume controls in the dressing rooms.



VIDEO AND PROJECTION SYSTEM

Video Cameras:

- Sony SRG-300H PTZ Camera
- Panasonic WV-SP508 Network surveillance camera

Projector:

- Christie HD20K-J, 20,000 lumen 1080p
- Christie WU25 20,000 lumen 1080p for rear projection

Video Sources:

- Denon DN-500BD
 - Will play virtually every Blu-ray, DVD, and audio CD format, Using the built-in LAN port, users may optionally access additional content via BD Live. For even more versatility, a front-loading USB slot delivers access to MP3, WAV, FLAC, MP4, WMV, JPG, PNG, GIF files, and more
- Barco Clickshare
 - Turns any device with an HDMI, DVI, or Displayport output into a playback source

Screen:

- MDI 18' x 33'8" flown frame with Northview 1.0 Gain MicroPerf Screen
- Rosco Grey rear projection screen 24'x34' flown frame

Lobby Screens:

- (2) NEC Screens
 - Video is distributed to screens in the lobby for coming attractions and show relay



SUPPORT SPACES

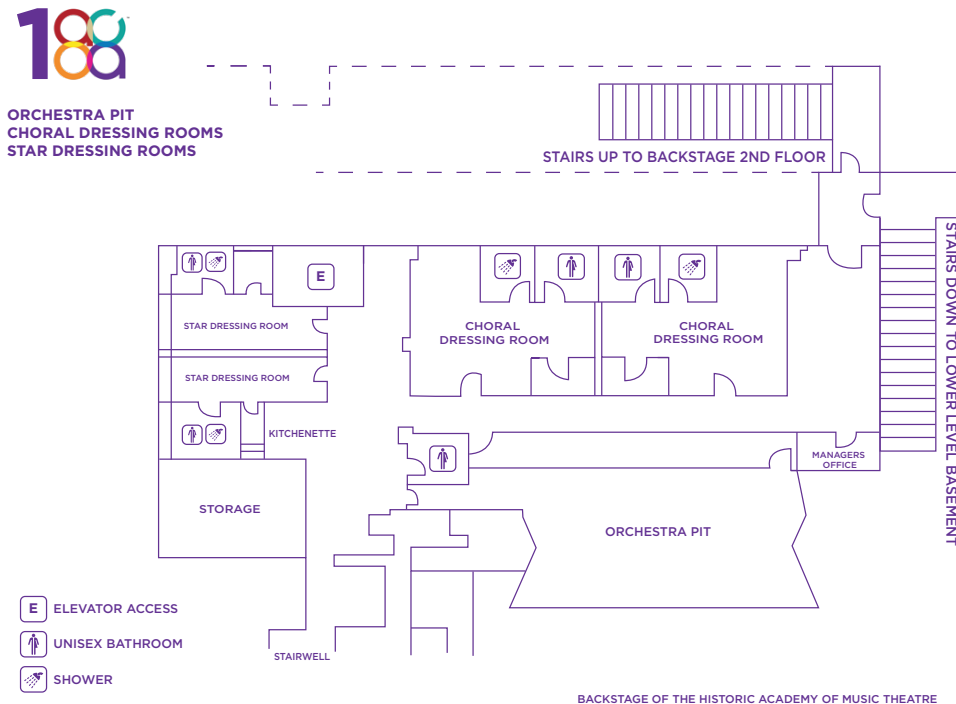
All support spaces are located below stage level.

Dressing Rooms:

STAR DRESSING ROOMS (2): Located below stage level. Complete with mirrors, lights, toilet, sink, shower, one (1) lounge chair. Each star dressing room accommodates two (2) performers.

CHORAL DRESSING ROOMS (2): Located below stage level. Complete with mirrors, chairs, lights, three (3) sinks, one (1) toilet, and one (1) shower. These rooms' capacity varies in range from 10 - 15 performers.

KITCHENETTE (1): Located below stage level to the left of the star dressing rooms. Complete with one (1) small refrigerator, one (1) microwave, one (1) coffee machine, and a sink. One (1) small café dining table and two (2) chairs are located in close proximity.





Multi-purpose Room:

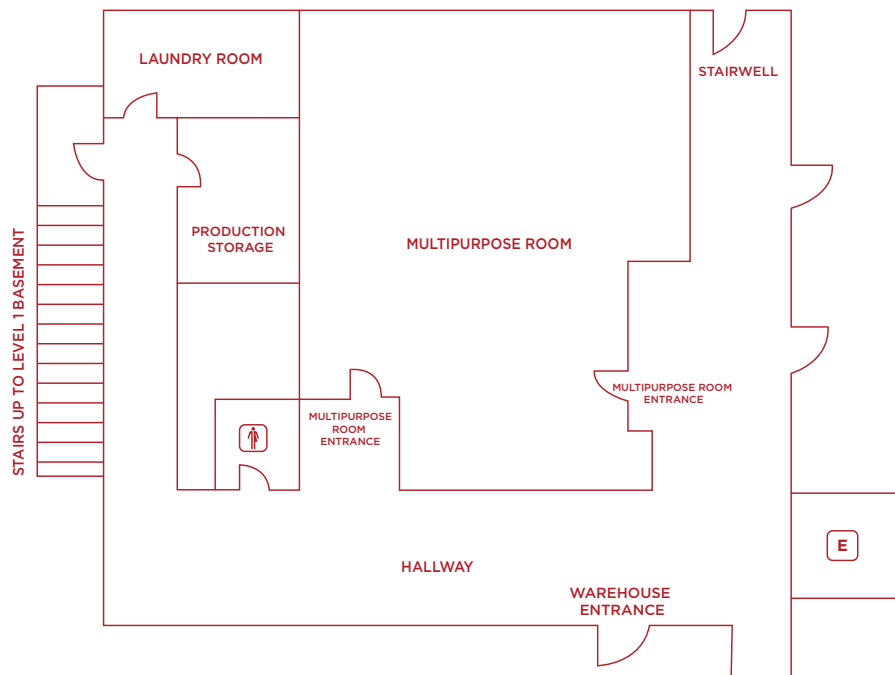
MULTI-PURPOSE ROOM (1): Located below stage level. Complete with chairs, tables, and lights. The Multi-Purpose Room can accommodate up to 50 performers.

Laundry Room:

LAUNDRY ROOM (1): One (1) 220sf wardrobe/laundry room with two (2) washers and dryers, and two (2) laundry sinks.



LAUNDRY ROOM
MULTIPURPOSE ROOM



E ELEVATOR

UNISEX BATHROOM

BACKSTAGE OF THE HISTORIC ACADEMY OF MUSIC THEATRE



LOCAL FACT SHEET

TRANSPORTATION:

Uber and Lyft serve the City of Lynchburg

Allied Cab
434-845-7039

Enterprise Rent-a-Car
2415 Wards Road
434-237-5656

HEALTH SERVICES:

Centra Lynchburg General Hospital
1901 Tate Springs Road
434-200-3000

Virginia Baptist Hospital
3300 Rivermont Avenue
434-200-4000

SAFETY SERVICES:

Lynchburg Police Department
905 Court Street
434-455-6050

Lynchburg Fire Department
800 Madison Street
434-455-6340

PHARMACY:

Hill City Pharmacy
800 Fifth Street
434-845-2222
Hours:
M-Sun 10:00am-8:00pm

CVS
4028 Wards Road



434-239-7092

Hours:

M-F 9:00am-9:00pm

Sat-Sun 9:00am-6:00pm

Walgreens

2004 Wards Road

434-832-0935

Pharmacy Hours:

M-F 9:00am-9:00pm

Sat-Sun 9:00am-9:00pm

GROCERY:

Kroger

4119 Boonsboro Road

434-384-2415

Hours:

M-Sun. 6:00am-12:00am

Food Lion

4925 Boonsboro Road

434-384-0179

Hours:

M-Sun 7:00am-11:00pm

Walmart

3900 Wards Road

434-832-0304

Open 24 hours

The Fresh Market

3901 Old Forest Road Building A

434-385-4202

Hours:

M-Sun 8:00am-9:00pm

Aldi

2617 Lakeside Drive

704-727-2755

Hours:

M-Sun 9:00am-8:00pm



LODGING:

Holiday Inn Downtown
601 Main Street
(across the street from the venue)
434-528-2500
Check In: 3:00pm
Check Out 12:00pm

The Virginian Hotel
712 Church Street
434-329-3200
Check In: 4:00pm
Check Out 11:00am

The Craddock Terrv Hotel
1312 Commerce Street
434-455-1500
Check In: 4:00pm
Check Out 12:00pm



RESTAURANTS

Please see Production Manager for a menu book of establishments conveniently located to the Academy Center of the Arts.

AMERICAN:

Market at Main
Breakfast, burgers, salads, sandwiches, seafood, soups
904 Main Street
434-847-9040

Depot Grille
Bar, steaks, seafood, sandwiches, salads, appetizers
10 Ninth Street
434-846-4464
Hours:
M-Th: 11:00am – 10:00pm
F-Sat: 11:00am – 11:00pm
Sun: 11:00am – 9:00pm

Jimmy's on the James
American fine dining
610 Commerce Street
434-845-1116
Hours:
M-T 5:00pm-9:30pm
W-Th 5:00pm-10:00pm
F 5:00pm-10:00pm
Sat 5:00pm-10:00pm

RA Bistro
Bar, American cuisine including burgers and sandwiches, seafood, salads
1344 Main Street
434-845-1601
Hours:
M 11:00am-10:00pm
T 11:00am-11:00pm
W-Th 11:00am- 10:00pm
F-Sat 11:00am- 12:00am
Sun 10:00am- 10:00pm



Bootleggers

Bar, specialty burgers, appetizers, and salads

50 13th Street

434-333-4273

Hours:

M.-Thur. 4:00pm-10:00p

F 4:00pm-11:00pm

Sat 11:00am-11:00pm

Sun 11:00am-9:00pm

BBQ:

Fifth and Federal

Whiskey/beer bar, BBQ and southern style cuisine

801 Fifth Street

434-386-8113

Hours:

M 4:00pm-11:00pm

W-Th 11:00am-11:00pm

F-Sat 11:00am- 12:00am

Sun 11:00am- 9:00pm

BRUNCH:

My Dog Dukes

Breakfast, soups, salads, sandwiches, seafood

1007 Commerce Street

434-849-8868

Hours:

M.-Sun 7:00am-9:00pm

Market at Main

Breakfast, burgers, salads, sandwiches, seafood, soups

904 Main Street

434-847-9040

CLEAN EATING:

Crisp

Salad and juice bar

1124 Church Street

434-386-8998

Hours:

M-Sat 11:00am- 8:30pm



Sun 11:00am-4:00pm

COFFEE AND PASTRIES:

Dublin 3 Coffeehouse
1001 Jefferson Street
434-439-4683

Hours:

M-Sat 6:30am- 11:00pm

Sun 1:00pm- 8:00pm

White Hart Cafe
1208 Main Street
434-207-5600

Hours:

M-Th. 7:00am- 10:00pm

F-Sat 7:00am-11:00pm Sun 10:30am-9:00pm

Cinn City Gourmet Buns & Beignets
1344 Main Street
434-215-3957

Hours:

Sun-Sat 7:00am- 9:00pm

Mama Crockett's Cider Donuts
500 Fifth Street
434-215-3275

Hours:

T-F 7:00am-9:00pm

Sat. 8:00am-9:00pm

Marigold
712 Church Street
434-616-4424

Hours:

Sun-Sat 6:30am-7:00pm

MEDITERRANEAN:

Hot and Cold Cafe
Mediterranean/Indian cuisine, soups, salads
1206 Main Street
434-846-4976

Hours:



M 11:00am-8:00pm
T 11:00am-3:00pm
W- F 11:00am- 8:00pm
Sat 11:00am-3:00pm

Tahini's Mediterranean Grill
Mediterranean cuisine
912 Main Street
434-260-1465
Hours:
M-Sat 11:00am-8:00pm

MEXICAN:

El Jefe
Tequila and taco bar
1214 Commerce Street
434-333-4317
Hours:
M-W 11:00am-10:00pm
Th-Sat 11:00am-1:00am
Sun 11:00am-10:00pm

PIZZA:

Waterstone Pizza
Bar, pastas, salads, sandwiches, pizza
1309 Jefferson Street
434-455-1515
Hours:
M-Thur. 11:00am-10:00pm
F-Sat 11:00am- 11:00pm
Sun 11:00am-9:00pm

Benny Scarpetta's
Pizza
1019 Main Street
434-528-5111
Hours:
Sun-Th 11:00am- 12:00am
F-Sat 11:00am- 2:00am

Daughters and Son Pizza
Sicilian style pizza



522 Fifth Street
434-333-4244
Hours:
W-Sun 11:00am-9:00pm

ROOFTOP VIEWS:

Skyline
Bar, steak, chicken, tapas platters, artisan flatbreads
712 Church Street
434-616-4425
Hours:
Sun-Th 4:30pm-11:00pm
F-Sat 4:30pm-12:00am
Brunch Sat-Sun 11:00am-2:00pm

SEAFOOD:

The Water Dog
Bar, burgers, raw oysters, seafood, and appetizers
1016 Jefferson Street
434-333-4681
Hours:
M. 4:00pm- 11:00pm
T 11:30am - 11:00pm
W 11:30am - 11:00pm
Th. 11:30am - 11:00pm
F 11:30am - 1:00am
Sat 11:30am - 1:00am
Sun 11:30am- 11:00pm

STEAKHOUSE:

William & Henry Steakhouse
Bar, steak, seafood
712 Church Street
434-616-4423
Hours:
M.-Sat 4:30pm-10:00pm



DIRECTIONS

From 221:

Follow 221 to Lakeside Dr. and continue on Lakeside Dr.
Turn left onto Memorial Ave. and continue on Fifth St.
Turn right onto Church St.
Turn left onto Main St.
The Historic Academy Theatre is located on your right

From US-29 BUS (coming south):

Follow US-29 BUS S to the VA-163 exit and continue across bridge into downtown Lynchburg
Turn left onto Commerce St.
Turn right onto Seventh St.
Turn right onto Main St.
The Historic Academy Theatre is located on your right

From US-29 BUS (coming north):

Follow US-29 BUSN N to exit 1A towards Downtown/Riverfront
Turn right onto Main St.
The Historic Academy Theatre is located on your right

From US-460 E (coming north):

Follow US-460 E to US-501 N/Candlers Mountain Road exit
Merge right onto US-29 BUS N ramp
Follow US-29 BUSN N to exit 1A towards Downtown/Riverfront
Turn right onto Main St.
The Historic Academy Theatre is located on your right

From US-501 S:

Follow US-501 S as it turns into US-29 BUS N
Follow US-29 BUSN N to exit 1A towards Downtown/Riverfront
Turn right onto Main St.
The Historic Academy Theatre is located on your right